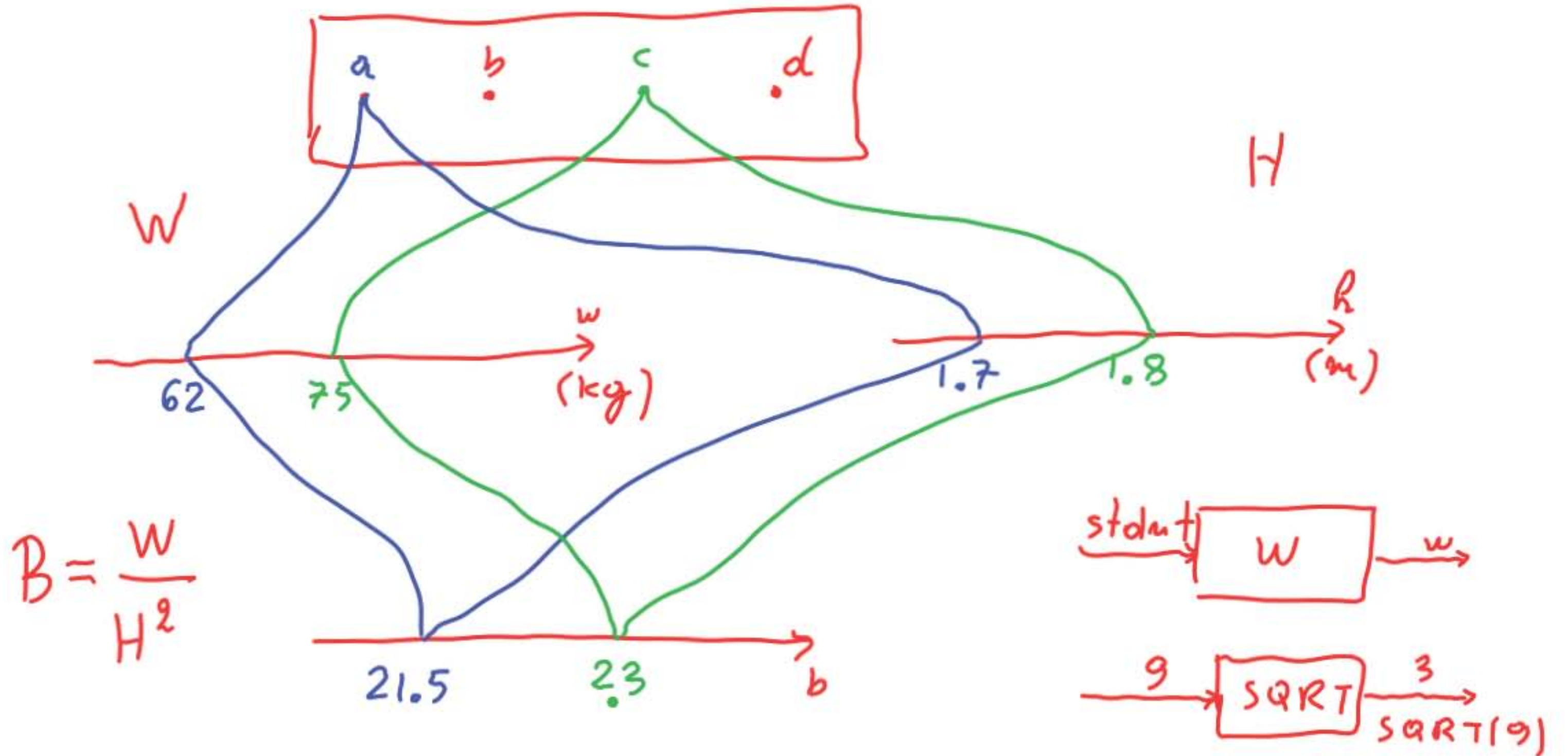


LECTURE 5: Discrete random variables: probability mass functions and expectations

- Random variables: the idea and the definition
 - **Discrete:** take values in finite or countable set
- Probability mass function (PMF)
- Random variable examples
 - Bernoulli
 - Uniform
 - Binomial
 - Geometric
- Expectation (mean) and its properties
 - The expected value rule
 - Linearity

Random variables: the idea



Random variables: the formalism

- A random variable (“r.v.”) associates a value (a number) to every possible outcome
- Mathematically: A function from the sample space Ω to the real numbers
- It can take discrete or continuous values

Notation: random variable X numerical value x

- We can have several random variables defined on the same sample space
- A function of one or several random variables is also a random variable

– meaning of $X + Y$: r.v. takes value $x+y$,
when X takes value x , Y takes value y

Probability mass function (PMF) of a discrete r.v. X

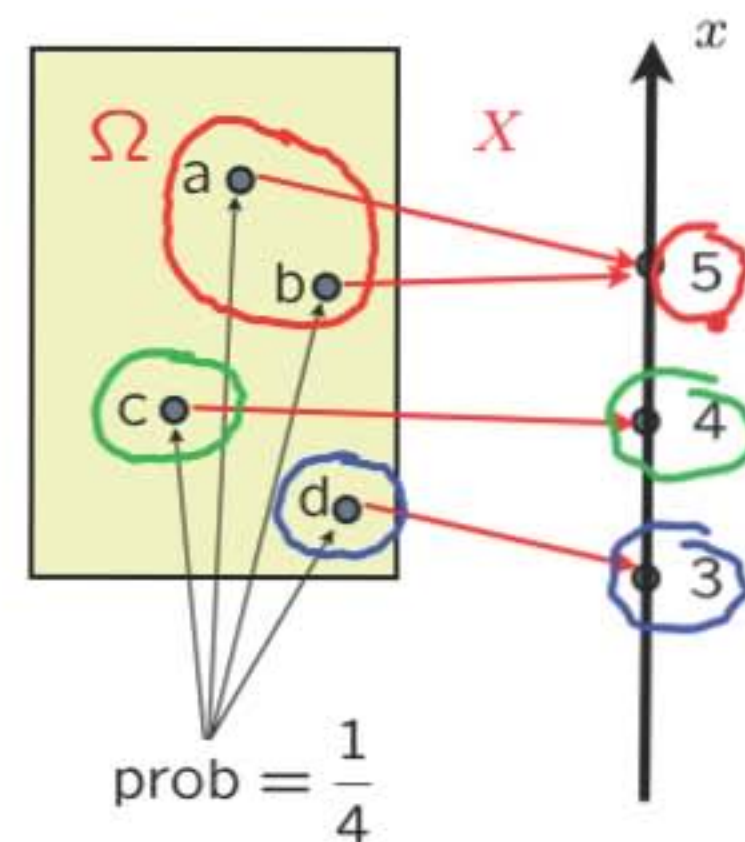
- It is the “probability law” or “probability distribution” of X
- If we fix some x , then “ $X = x$ ” is an event

$$x=5 \quad X=5 \quad \{\omega : X(\omega) = 5\} = \{a, b\}$$

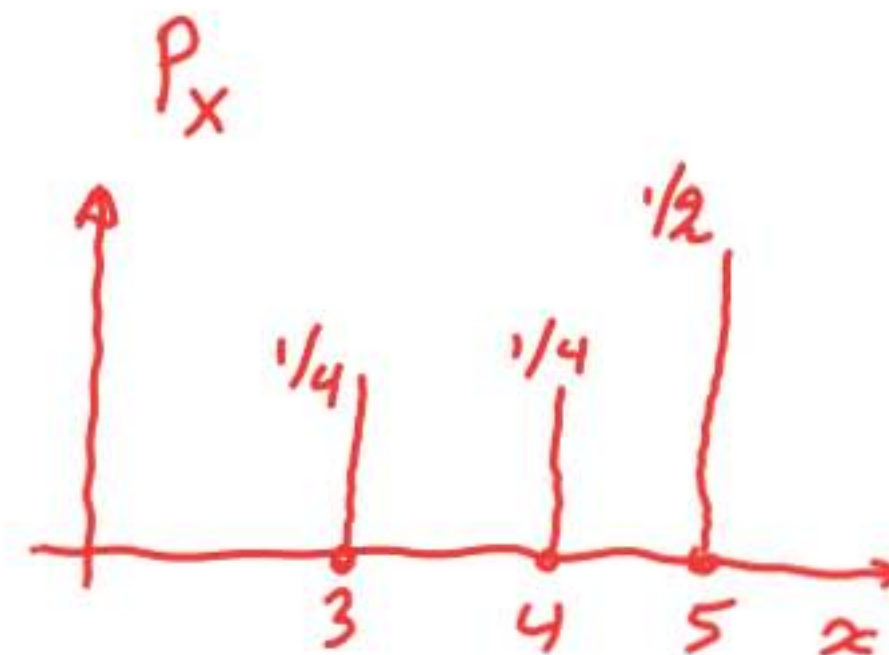
$$P_X(5) = 1/2$$

$$p_X(x) = P(X = x) = P(\{\omega \in \Omega \text{ s.t. } X(\omega) = x\})$$

• **Properties:** $p_X(x) \geq 0$ $\sum_x p_X(x) = 1$



$$P_Y(\gamma)$$



PMF calculation

- Two rolls of a tetrahedral die
- Let every possible outcome have probability $1/16$

$$Z = X + Y$$

Find $p_Z(z)$ for all z

- repeat for all z :
 - collect all possible outcomes for which Z is equal to z
 - add their probabilities

Y = Second roll

4	5	6	7	8
3	4	5	6	7
2	3	4	5	6
1	2	3	4	5
	1	2	3	4

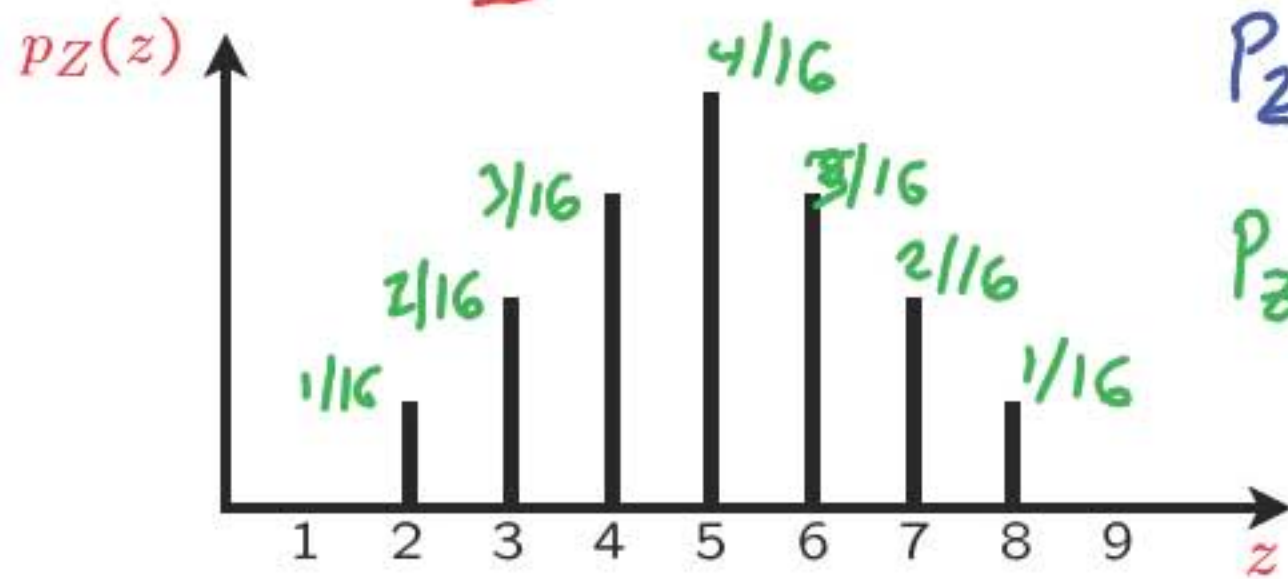
X = First roll

$$P_Z(2) = P(Z=2) = 1/16$$

$$P_Z(3) = P(Z=3) = 2/16$$

$$P_Z(4) = P(Z=4) = 3/16$$

⋮

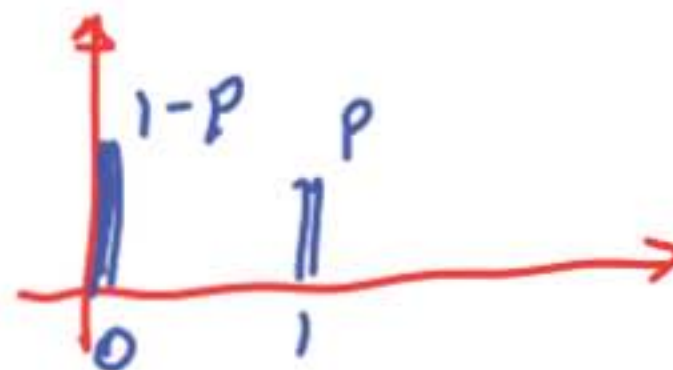


The simplest random variable: Bernoulli with parameter $p \in [0, 1]$

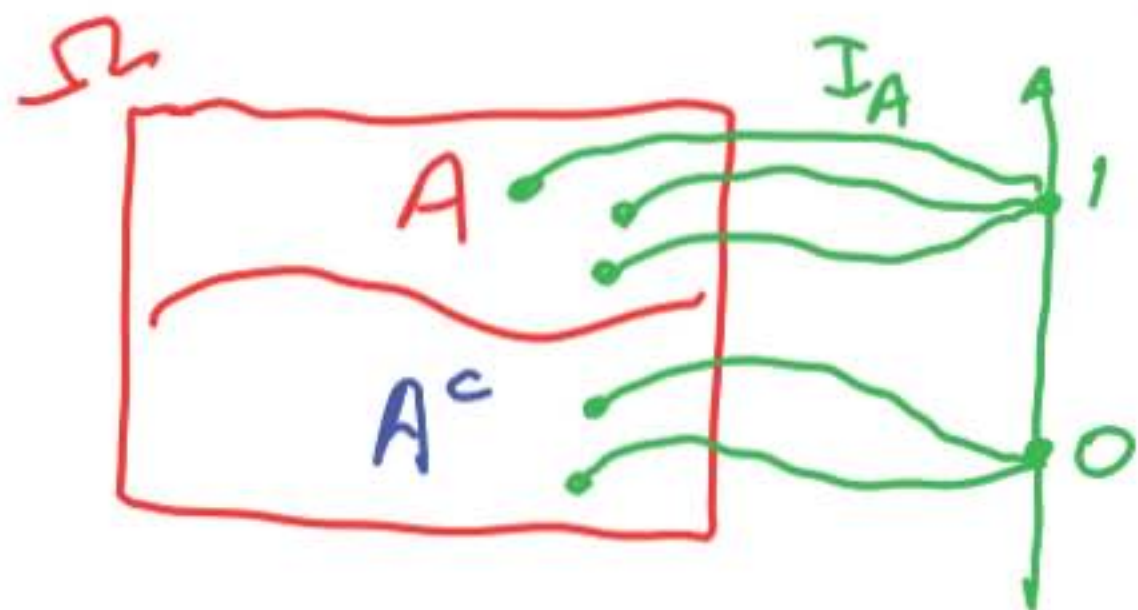
$$X = \begin{cases} 1, & \text{w.p. } p \\ 0, & \text{w.p. } 1 - p \end{cases}$$

$$P_X(0) = 1 - p$$

$$P_X(1) = p$$



- Models a trial that results in success/failure, Heads/Tails, etc.
- Indicator r.v. of an event A : $I_A = 1$ iff A occurs



$$P_{I_A}(1) = P(I_A = 1) = \underline{\underline{P(A)}}$$

\downarrow
 p

Discrete uniform random variable; parameters a, b

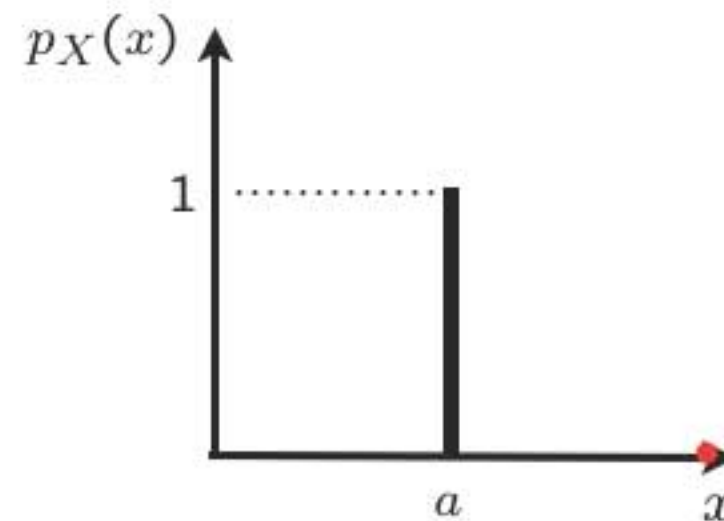
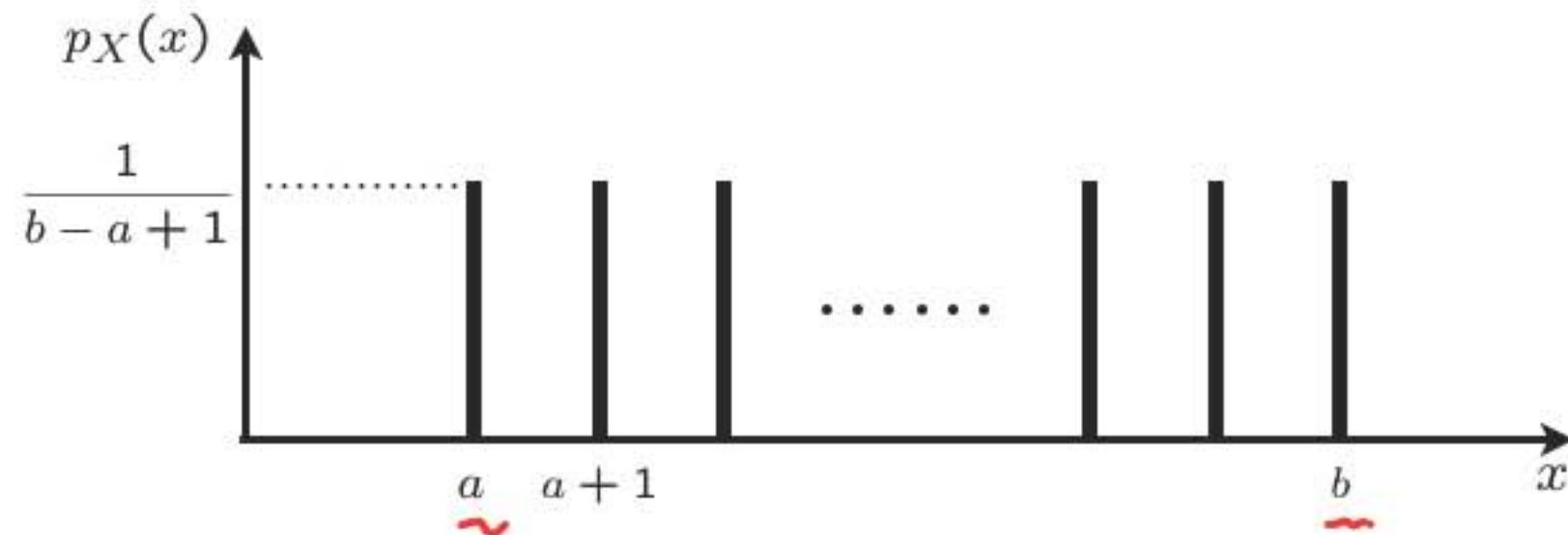
- **Parameters:** integers a, b ; $a \leq b$
- **Experiment:** Pick one of $a, a + 1, \dots, b$ at random; all equally likely
- **Sample space:** $\{a, a + 1, \dots, b\}$
- **Random variable X :** $X(\omega) = \omega$
- **Model of:** complete ignorance

$b - a + 1$ possible values

11:52:26 $\{0, 1, \dots, 59\}$

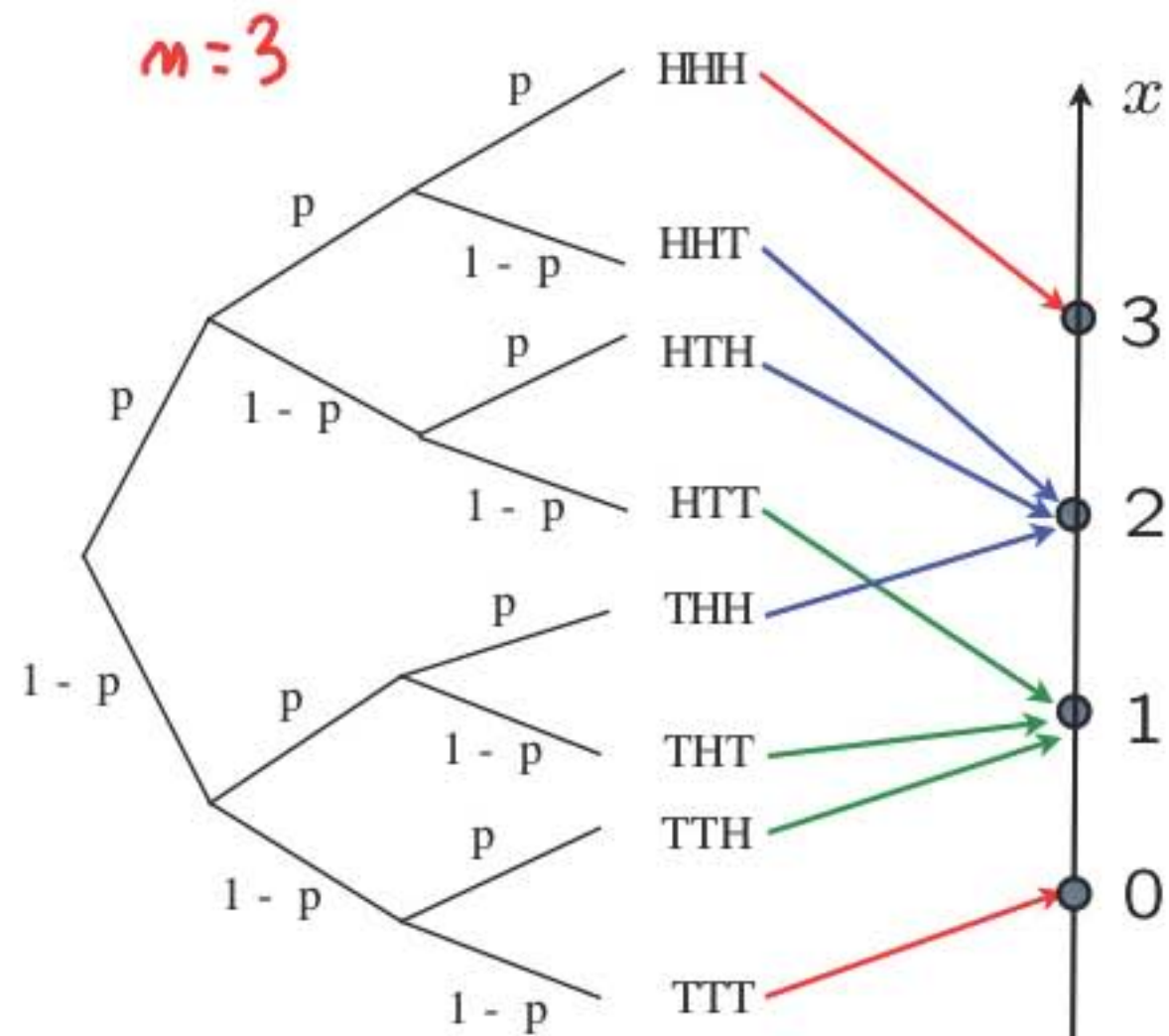
Special case: $a = b$

constant/deterministic r.v.



Binomial random variable; parameters: positive integer n ; $p \in [0, 1]$

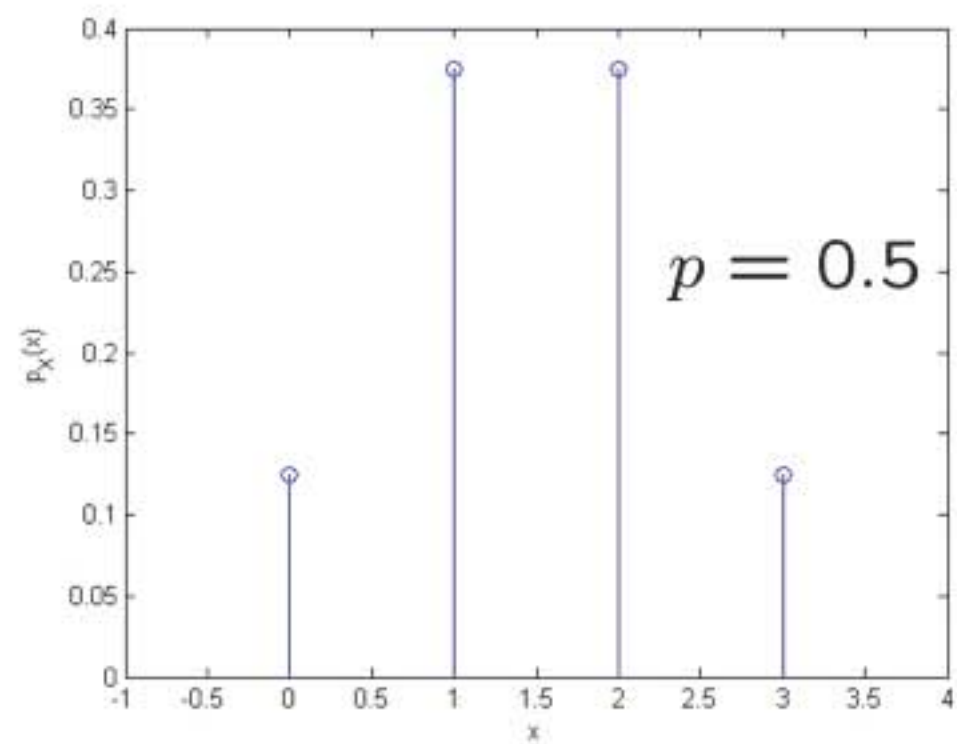
- **Experiment:** n independent tosses of a coin with $P(\text{Heads}) = p$
- **Sample space:** Set of sequences of H and T, of length n
- **Random variable X :** number of Heads observed
- **Model of:** number of successes in a given number of independent trials



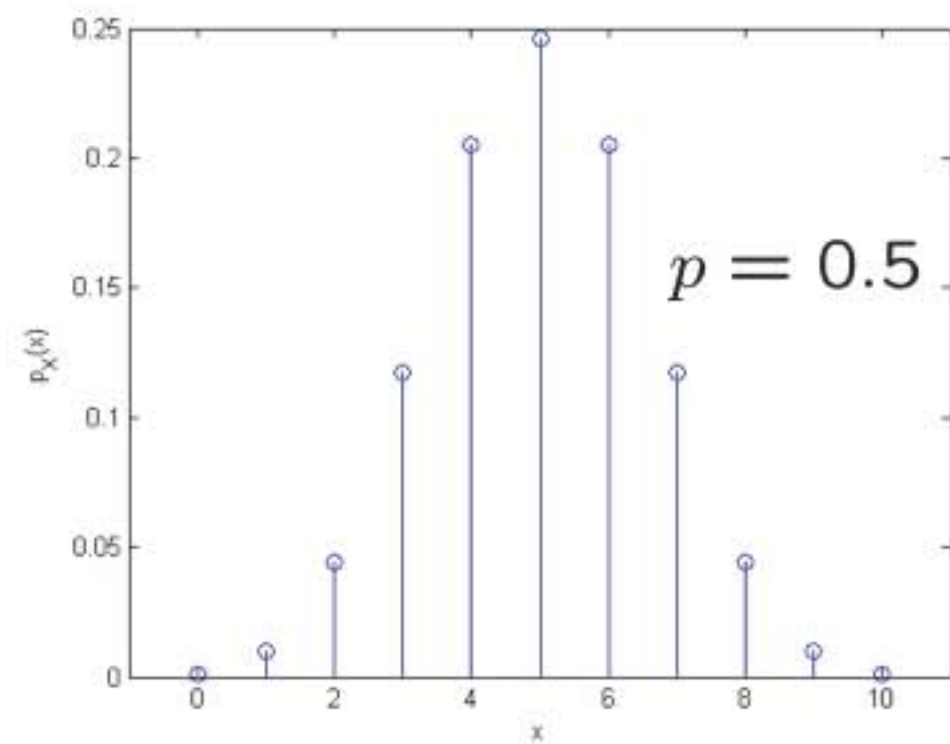
$$\begin{aligned} P_X(2) &= P(X=2) \\ &= P(HHT) + P(HTH) + P(THH) \\ &= 3p^2(1-p) = \binom{3}{2} p^2(1-p) \end{aligned}$$

$$p_X(k) = \binom{n}{k} p^k (1-p)^{n-k}, \quad \text{for } k = 0, 1, \dots, n$$

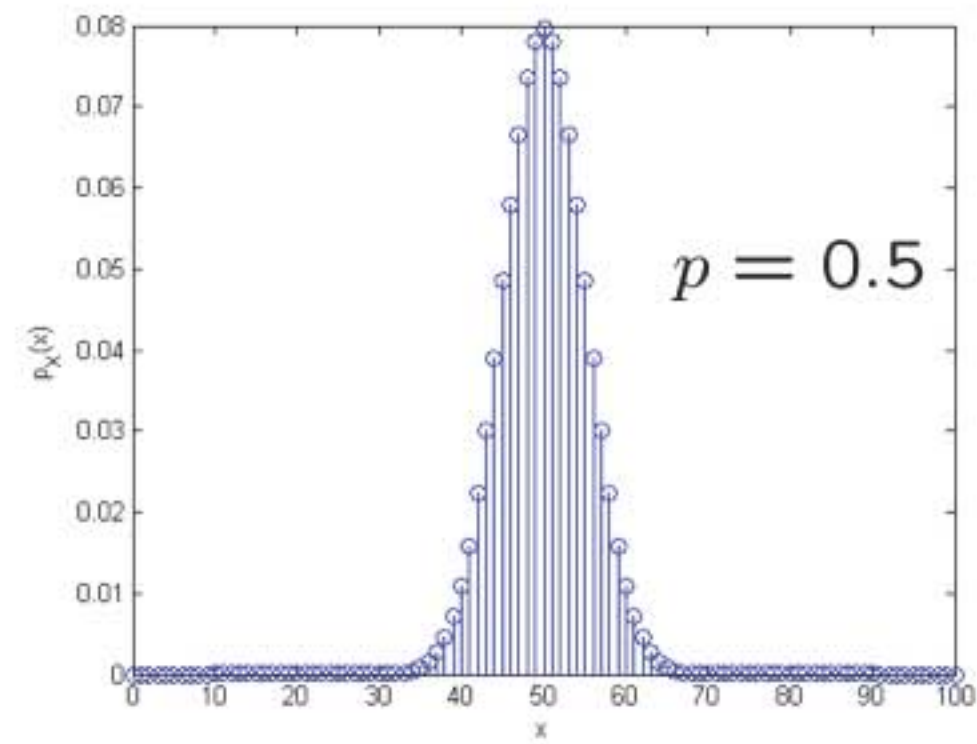
$n = 3$



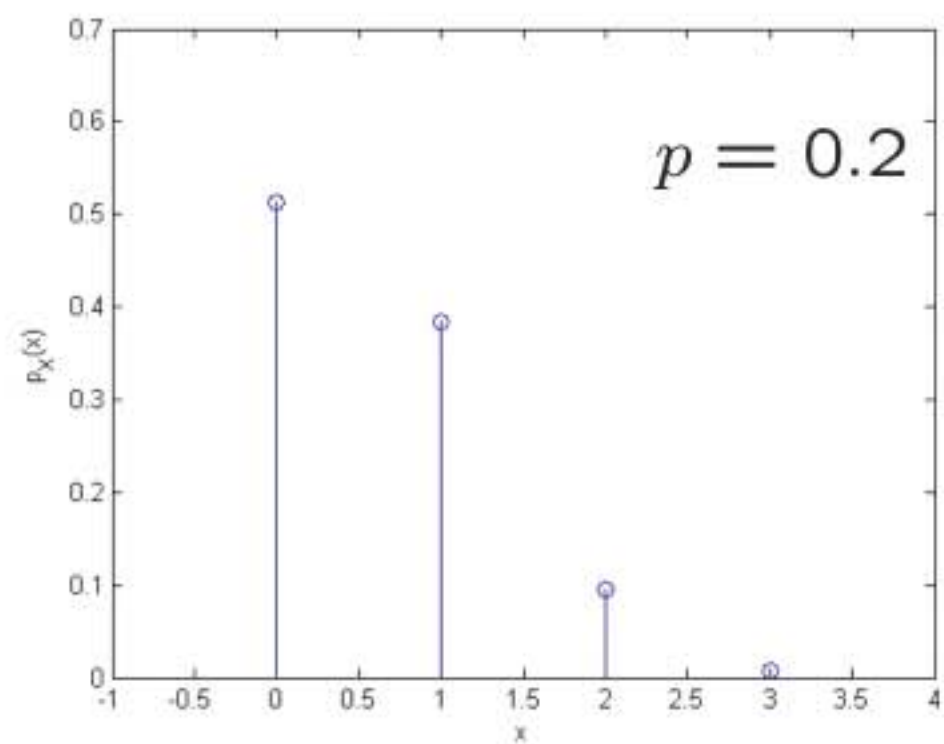
$n = 10$



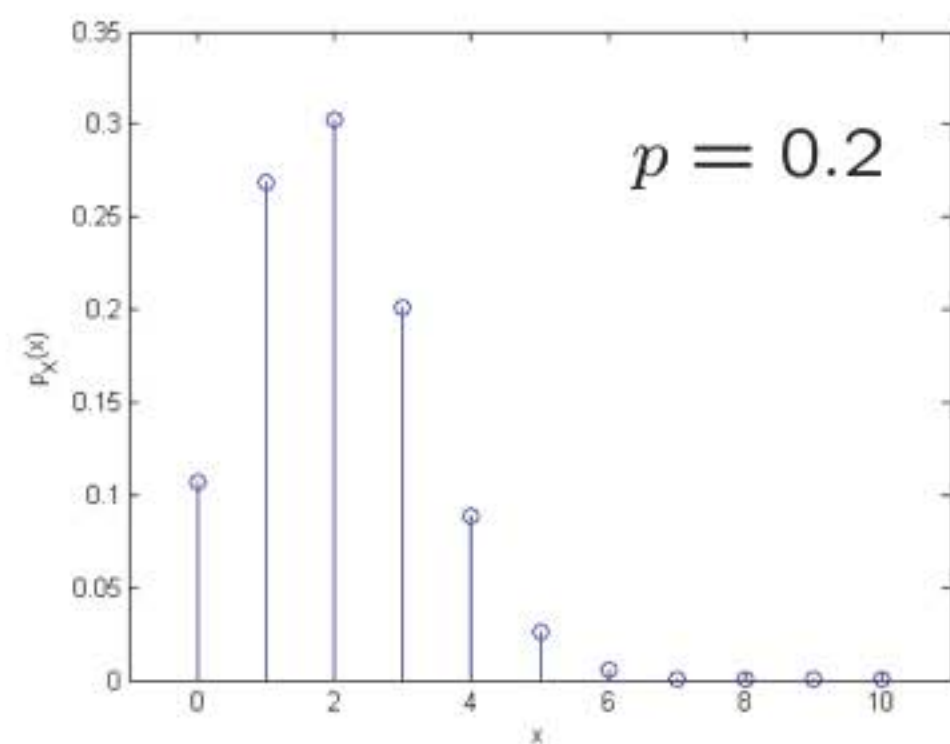
$n = 100$



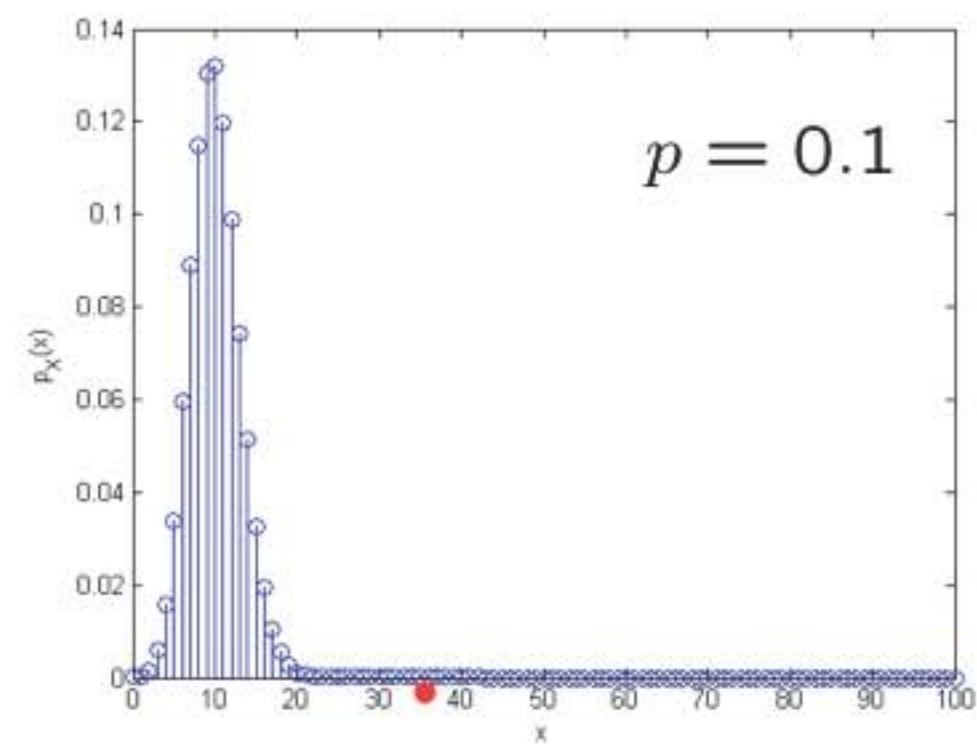
$p = 0.2$



$p = 0.2$



$p = 0.1$



Geometric random variable; parameter p : $0 < p \leq 1$

- **Experiment:** infinitely many independent tosses of a coin; $P(\text{Heads}) = p$

- **Sample space:** Set of infinite sequences of H and T TTTTTHHT...

- **Random variable X :** number of tosses until the first Heads $X = 5$

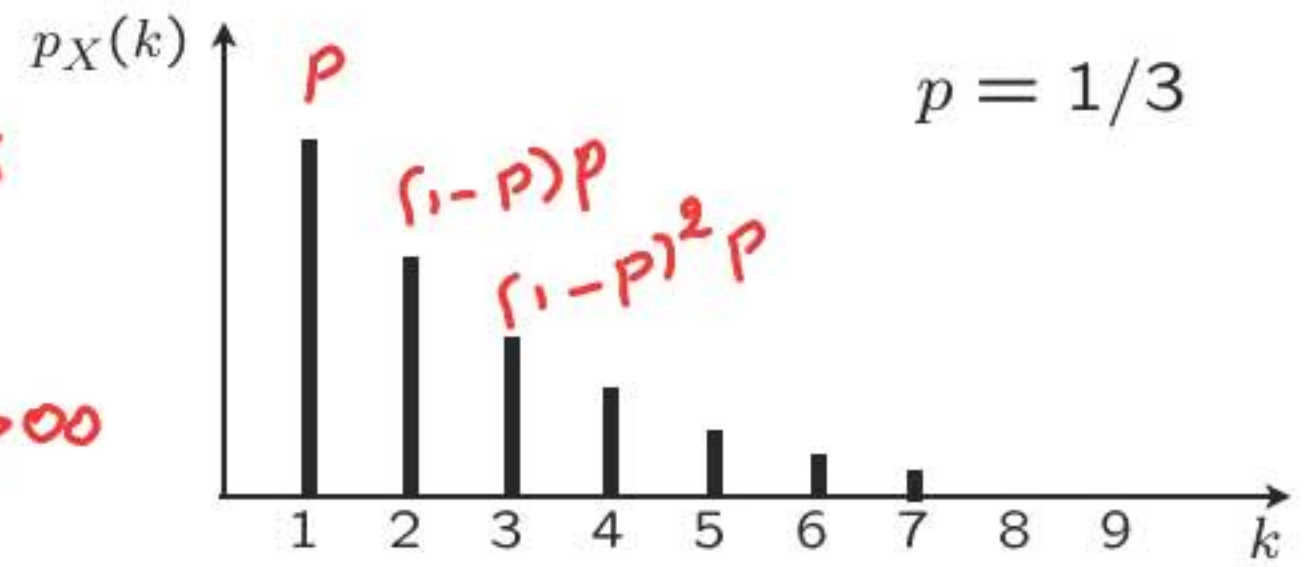
- **Model of:** waiting times; number of trials until a success

$$p_X(k) = P(X=k) = P(\underbrace{T \dots T}_{k-1} H) = (1-p)^{k-1} p \quad k=1, 2, 3, \dots$$

$P(\text{no Heads ever}) \leq P(\underbrace{T \dots T}_k) = (1-p)^k$

$(TTT\dots)$ "X = ∞ " } = 0

$\downarrow k \rightarrow \infty$
0

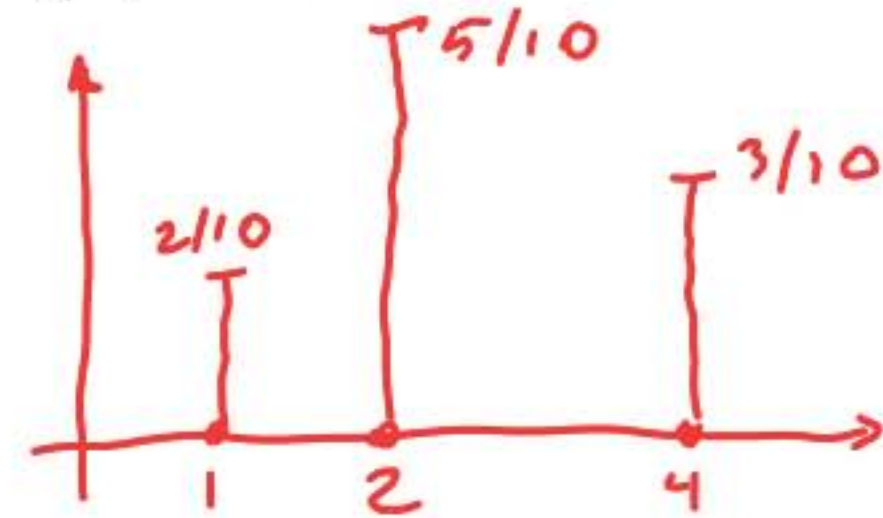


Expectation/mean of a random variable

- **Motivation:** Play a game 1000 times.
Random gain at each play described by:
- “Average” gain:

$$\frac{1 \cdot 200 + 2 \cdot 500 + 4 \cdot 300}{1000}$$
$$= 1 \cdot \frac{2}{10} + 2 \cdot \frac{5}{10} + 4 \cdot \frac{3}{10}$$

$$X = \begin{cases} 1, & \text{w.p. } 2/10 & \sim 200 \\ 2, & \text{w.p. } 5/10 & \sim 500 \\ 4, & \text{w.p. } 3/10 & \sim 300 \end{cases}$$



- **Definition:** $E[X] = \sum_x xp_X(x)$

- **Interpretation:** Average in large number of independent repetitions of the experiment

- **Caution:** If we have an infinite sum, it needs to be well-defined.

We assume $\sum_x |x| p_X(x) < \infty$

Expectation of a Bernoulli r.v.

$$X = \begin{cases} 1, & \text{w.p. } p \\ 0, & \text{w.p. } 1 - p \end{cases}$$

$$E[X] = 1 \cdot p + 0 \cdot (1 - p) = p$$

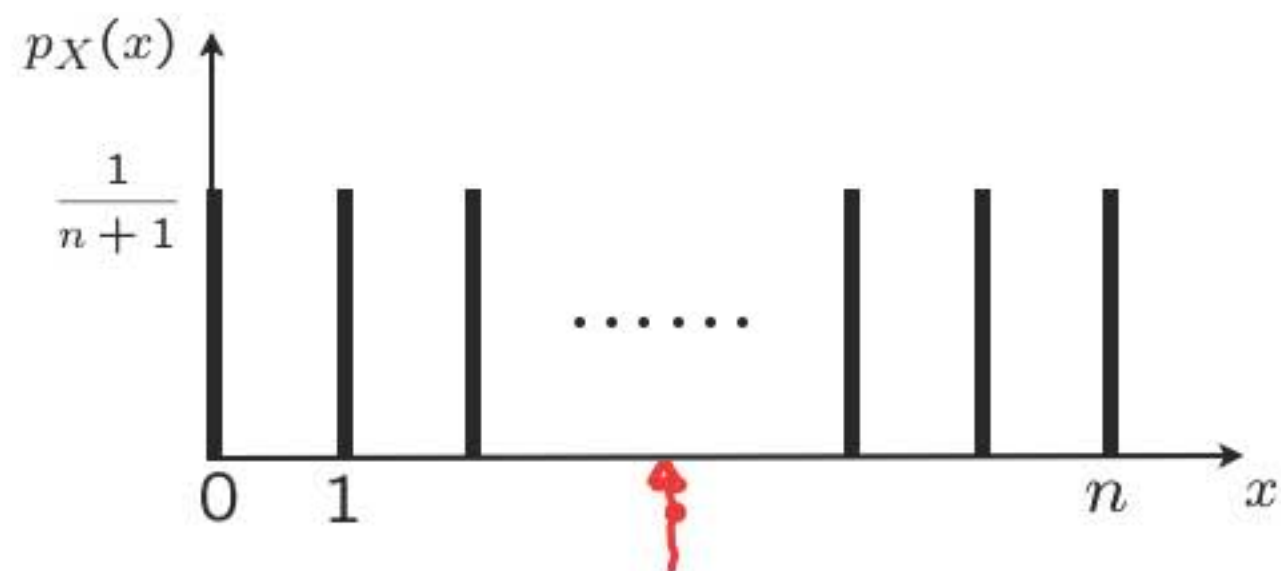
If X is the indicator of an event A , $X = I_A$:

$$X = 1 \text{ iff } A \text{ occurs} \quad p = P(A)$$

$$E[I_A] = P(A)$$

Expectation of a uniform r.v.

- Uniform on $0, 1, \dots, n$



- **Definition:** $E[X] = \sum_x xp_X(x)$

$$E[X] = 0 \cdot \frac{1}{n+1} + 1 \cdot \frac{1}{n+1} + \dots + n \cdot \frac{1}{n+1}$$

$$= \frac{1}{n+1} (0 + 1 + \dots + n) = \frac{1}{n+1} \cdot \frac{n(n+1)}{2} = \frac{n}{2}$$

Expectation as a population average

- n students
- Weight of i th student: x_i
- Experiment: pick a student at random, all equally likely
- Random variable X : weight of selected student
 - assume the x_i are distinct

$$p_X(x_i) = \frac{1}{n}$$

$$E[X] = \sum_i x_i \cdot \frac{1}{n} = \frac{1}{n} \sum x_i$$

Elementary properties of expectations

- If $X \geq 0$, then $E[X] \geq 0$
for all $\omega: X(\omega) \geq 0$

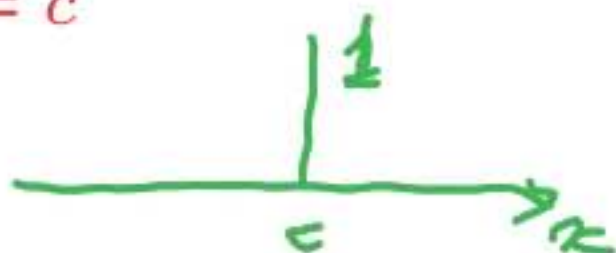
• Definition: $E[X] = \sum_x x p_X(x)$

≥ 0 ≥ 0 ≥ 0

- If $a \leq X \leq b$, then $a \leq E[X] \leq b$
for all $\omega: a \leq X(\omega) \leq b$

$$E[X] = \sum_x x p_X(x) \geq \sum_x a p_X(x)$$
$$= a \sum_x p_X(x) = a \cdot 1 = a$$

- If c is a constant, $E[c] = c$



$$E[c] = c \cdot p(c) = c$$

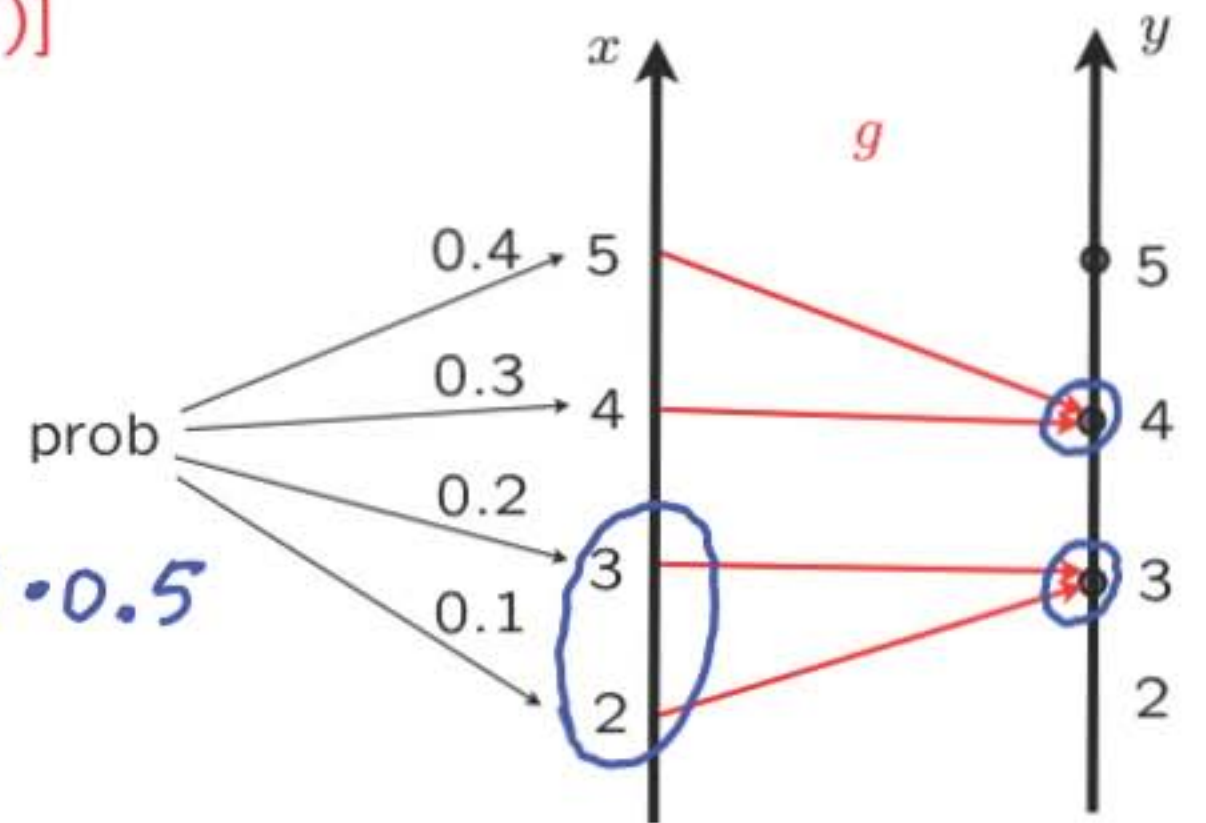
The expected value rule, for calculating $E[g(X)]$

- Let X be a r.v. and let $Y = g(X)$
- Averaging over y : $E[Y] = \sum_y y p_Y(y)$

$$3 \cdot (0.1 + 0.2) + 4 \cdot (0.3 + 0.4)$$

- Averaging over x : $3 \cdot 0.1 + 3 \cdot 0.2 + 4 \cdot 0.3 + 4 \cdot 0.5$

$$E[Y] = E[g(X)] = \sum_x g(x) p_X(x)$$



Proof: $\sum_y \sum_{x: g(x)=y} g(x) p_X(x)$

$$= \sum_y \sum_{x: g(x)=y} y p_X(x) = \sum_y y \sum_{x: g(x)=y} p_X(x)$$

$$= \sum_y y p_Y(y) = E[Y]$$

- $E[X^2] = \sum_x x^2 p_X(x)$
 $g(x) = x^2$

- Caution:** In general, $E[g(X)] \neq g(E[X])$

$$E[X^2] \neq (E[X])^2$$

Linearity of expectation: $E[aX + b] = aE[X] + b$

$X = \text{salary}$ $E[X] = \text{average salary}$

$Y = \text{new salary} = 2X + 100$ $E[Y] = E[2X + 100] = 2E[X] + 100$

- Intuitive

- **Derivation**, based on the expected value rule:

$$g(x) = ax + b$$
$$Y = g(x)$$

$$E[Y] = \sum_x g(x) p_X(x)$$

$$= \sum_x (ax + b) p_X(x) = a \sum_x x p_X(x) + b \underbrace{\sum_x p_X(x)}_1$$

$$E[g(x)] = g(E[x]) \quad \text{exceptional } g$$

MIT OpenCourseWare

<https://ocw.mit.edu>

Resource: Introduction to Probability

John Tsitsiklis and Patrick Jaillet

The following may not correspond to a particular course on MIT OpenCourseWare, but has been provided by the author as an individual learning resource.

For information about citing these materials or our Terms of Use, visit: <https://ocw.mit.edu/terms>.