




Color table: A

Scale: Linear

Bias/Contrast: narrow, centered around ~1200



Color table: Heat  
Scale: Logarithmic  
Bias/Contrast: narrow, centered around ~275



Color table: Staircase  
Scale: Linear  
Bias/Contrast: wide, centered around ~350

MIT OpenCourseWare  
<http://ocw.mit.edu>

Chandra Astrophysics Institute  
Summer 2008

For information about citing these materials or our Terms of Use, visit: <http://ocw.mit.edu/terms>.