

1.103 CIVIL ENGINEERING MATERIALS LABORATORY (1-2-3)

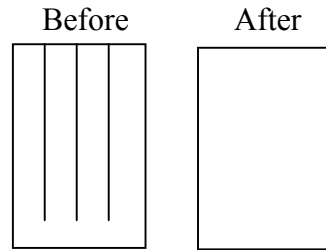
COMPRESSION TESTING AND ANISOTROPY OF WOOD

DATA SHEET (1 of 2)

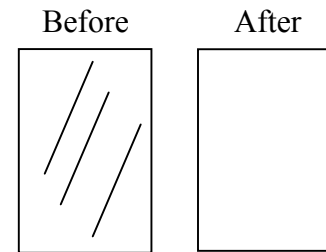
All dimensions in mm Group No. Subgroup A1 Date 3/29/04

Measurement Device	Vertical Force	Actuator. LVDT	Extensometer
Calibration. Factor	<u>25KN/V</u>	<u>12.7 mm/V</u>	<u>5%/V</u>
DAQ Channel	<u>4</u>	<u>3</u>	<u>2</u>
Input Voltage	<u>1</u>	<u>1</u>	<u>1</u>

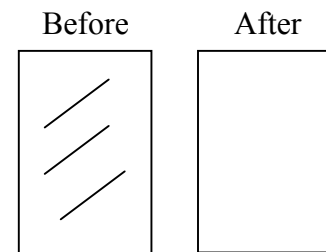
Test Description 0degree File Name A1W0
Specimen Height 74.36 , 74.32 , 74.36
Specimen Dia. 36.40 , 36.60 , 37.17 , 37.30
Specimen Mass 44.65 (gm) Zero Load _____
Zero Extens. _____ Zero Act. LVDT _____
Failure Angle 63 Failure Mode General shear



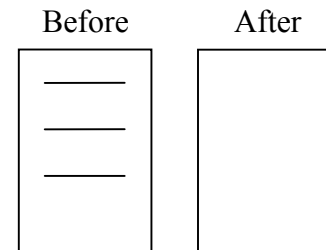
Test Description 30 degree File Name A!W30
Specimen Height 74.32 , 74.34 , 74.31
Specimen Dia. 37.06 , 37.31 , 37.19 , _____
Specimen Mass 45.12 (gm) Zero Load _____
Zero Extens. _____ Zero Act. LVDT _____
Failure Angle 28 Failure Mode sliding shear



Test Description 60 degree File Name A!W60
Specimen Height 73.97 , 74.15 , _____
Specimen Dia. 37.47 , 37.50 , 37.90 , 74.09
Specimen Mass 43.86 (gm) Zero Load _____
Zero Extens. _____ Zero Act. LVDT _____
Failure Angle N/A Failure Mode multiple sliding





Test Description 90 degree File Name A!W90
Specimen Height 73.8 , 73.92 , 73.92
Specimen Dia. 38.08 , 37.7 , 37.94 , 37.38
Specimen Mass 46.45 (gm) Zero Load _____
Zero Extens. _____ Zero Act. LVDT _____
Failure Angle N/A Failure Mode Crushing soft layers







1.103 CIVIL ENGINEERING MATERIALS LABORATORY (1-2-3)



COMPRESSION TESTING AND ANISOTROPY OF WOOD



DATA SHEET (2 of 2)

Test Description _____ File Name _____	Before	After
Specimen Height _____ , _____ , _____		
Specimen Dia. _____ , _____ , _____ , _____		
Specimen Mass _____ (gm) Zero Load _____		
Zero Extens. _____ Zero Act. LVDT _____		
Failure Angle _____ Failure Mode _____		

Test Description _____ File Name _____	Before	After
Specimen Height _____ , _____ , _____		
Specimen Dia. _____ , _____ , _____ , _____		
Specimen Mass _____ (gm) Zero Load _____		
Zero Extens. _____ Zero Act. LVDT _____		
Failure Angle _____ Failure Mode _____		

Test Description _____ File Name _____	Before	After
Specimen Height _____ , _____ , _____		
Specimen Dia. _____ , _____ , _____ , _____		
Specimen Mass _____ (gm) Zero Load _____		
Zero Extens. _____ Zero Act. LVDT _____		
Failure Angle _____ Failure Mode _____		

Test Description _____ File Name _____	Before	After
Specimen Height _____ , _____ , _____		
Specimen Dia. _____ , _____ , _____ , _____		
Specimen Mass _____ (gm) Zero Load _____		
Zero Extens. _____ Zero Act. LVDT _____		
Failure Angle _____ Failure Mode _____		

Test Description _____ File Name _____	Before	After
Specimen Height _____ , _____ , _____		
Specimen Dia. _____ , _____ , _____ , _____		
Specimen Mass _____ (gm) Zero Load _____		
Zero Extens. _____ Zero Act. LVDT _____		
Failure Angle _____ Failure Mode _____		