

Current Publication Statistics

Total Courses 2,496	Courses with Full Video 158
Total Supplemental Resources 76	OCW Mirror Sites Worldwide 432
Courses and Supplemental Resources with Instructor Insights 232	

Current Publication Statistics reflect the last full month

Website Usage

1 Dec 2020 - 31 Dec 2020

Country	Sessions
1. United States	479,974
2. India	300,052
3. China	75,573
4. Canada	56,097
5. United Kingdom	54,721
6. Turkey	51,798
7. Germany	35,248
8. Brazil	33,582
9. Pakistan	33,119
10. South Korea	26,169
11. Thailand	25,850
12. Italy	22,029
13. Egypt	20,626
14. Hong Kong	19,946
15. Singapore	19,507
16. Russia	18,435
17. Mexico	18,212
18. Australia	18,058
19. France	16,797
20. Taiwan	16,727
21. Philippines	16,446
22. Spain	16,394
23. Iran	15,041
24. Japan	14,596

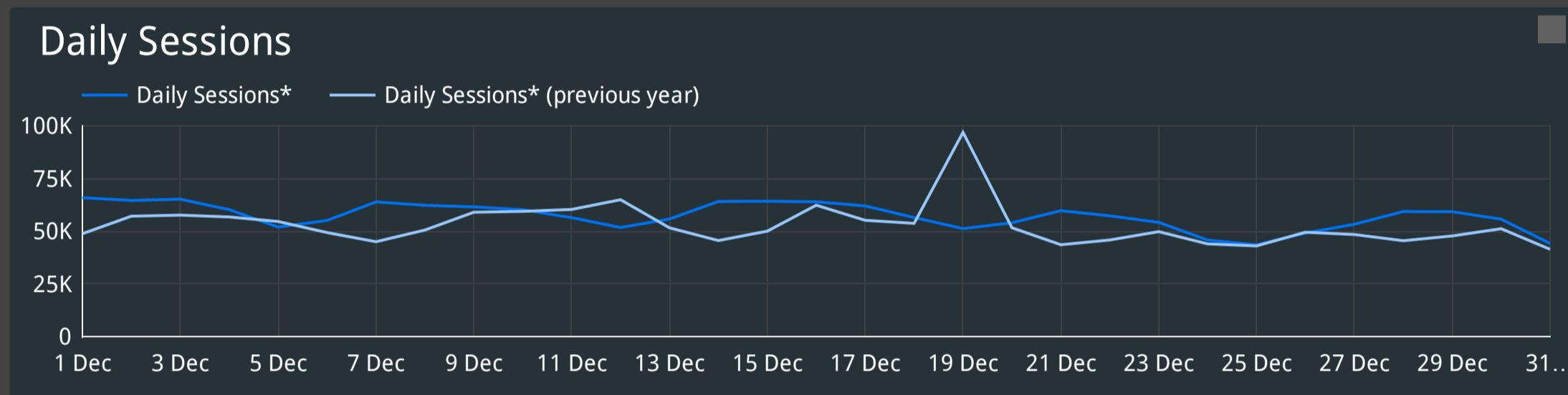
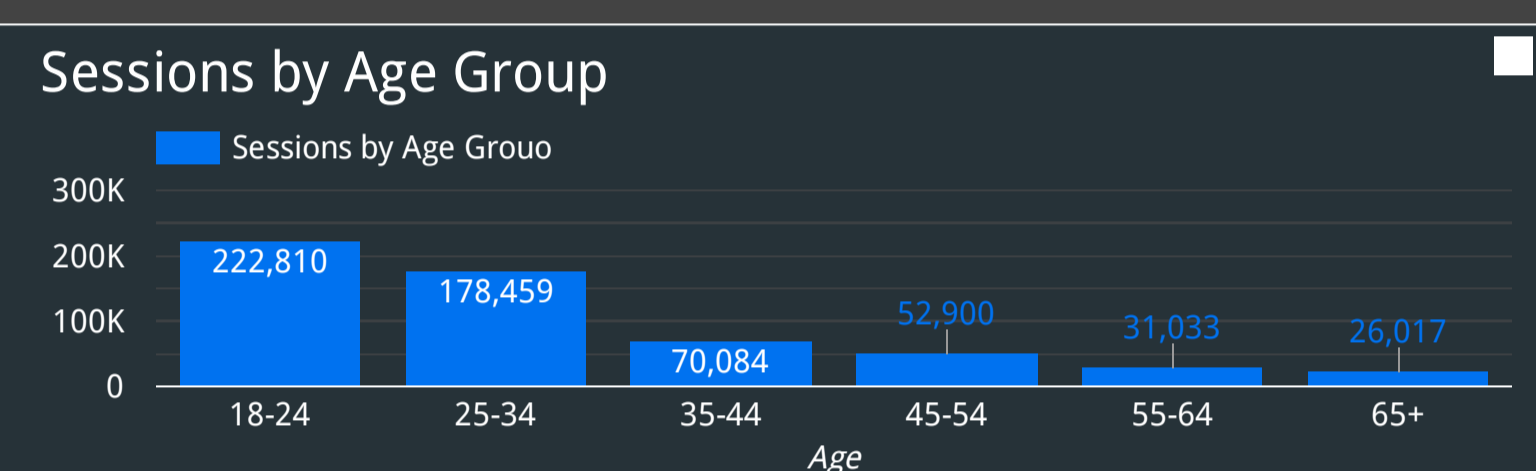
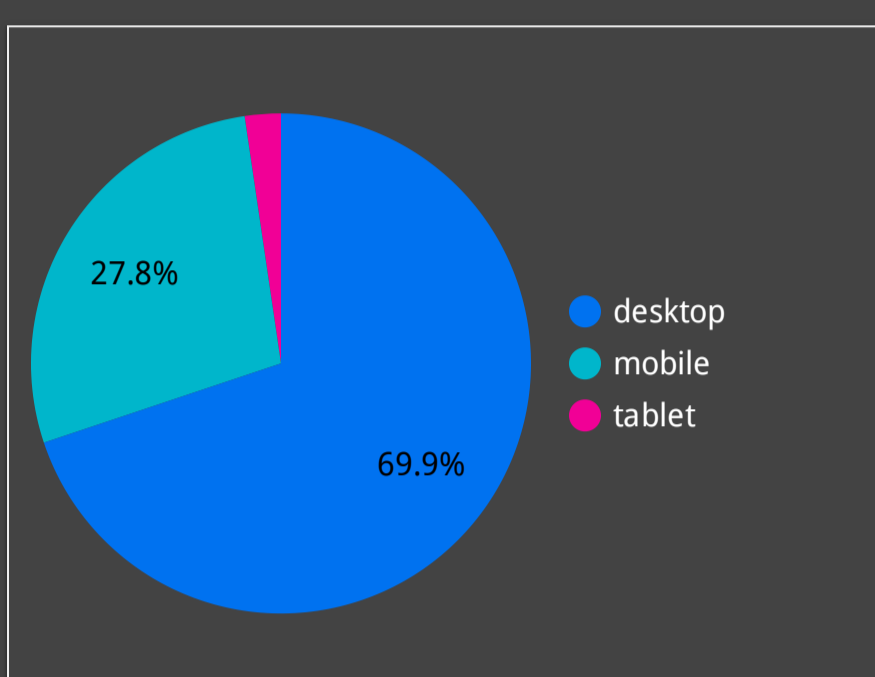
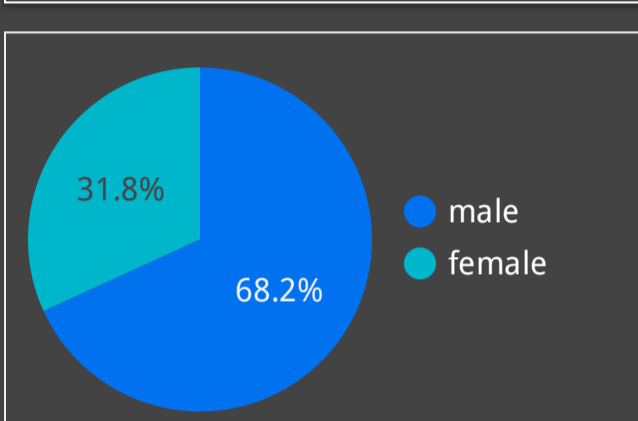
OCW Sessions
1.8M

OCW Visitors
1.0M

OCW Page Views
8.2M

Pageviews of Instructor Insights
2,955

Average Pages per Session
4.6




Website Usage Since Launch

Sessions Since Launch 315,833,009	Pageviews Since Launch 1,665,700,610
Unique Visitors Since Launch 183,545,834	

YouTube Usage

YouTube Video Views 4.0M	Viewing Time (hours:min:sec) 463351:46:58
YouTube Video Shares 34,558	OCW Videos on YouTube 6,469
Youtube Subscribers Last Month No data	

5% of visitors used search
Here are the top 100 search terms:



* OCW assumes a 10% drop in sessions due to global adoption of ad blocking software.